
Checklist of Activities for the Redesigned SAT

Martha Pitts
Executive Director
Higher Education

April 2016

Checklist of Key Activities

- Conduct final testing for systems using redesigned scores
- Finalize processes requiring concordance during transition
- Communicate to students, families, and counselors
- Communicate to campus stakeholders
- Begin planning for reporting

Key Dates in Implementing New SAT

March 5 First Administration

Mid-May March Scores delivered to colleges
Concordance Tables and Tools available

Note: Score sends ordered outside SAT registration, including rush scores, will continue to be delivered approximately once per week, except for weeks where scores from the March, May, or June SAT administrations are delivered. A schedule will soon be available on the web.

❑ Ensure Campus Systems are Ready to Accept Scores from Redesigned SAT

Activities

- Test electronic score report, paying close attention to fields not previously populated.
- Check in with campus constituents to ensure they are ready

Resources

- Information on Electronic Score Report changes: <http://bit.ly/1RkDThT>
- SAT Data Layout File: <http://bit.ly/1KHbyTI>
- Email for College Board Higher Ed specialists: higheredreports@collegeboard.org

College Board DI Operations S and L

Download Center

File type: Assessment: Delivery date:

File type	Assessment	Details	Delivery method	Delivery date	
Other	SAT	1000 records 0000_20150717_000001.csv (1.25 MB) Batch ID: N/A	One Time	Jul 17, 2015	Download (Downloaded 29 times) <hr/> Generate email
Other	SAT	1000 records 0000_20150717_000002.txt (2.34 MB) Batch ID: N/A	One Time	Jul 17, 2015	Download (Downloaded 26 times) <hr/> Generate email

□ Update processes and procedures where concordance scores will be needed

Activities

- Examine/update policies and protocols that use concordance scores:
 - Comparing scores
 - Setting policies
 - Developing predictive models
 - Reporting
- Validate and test all necessary processes step-by-step


Resources

- Overview on concordance: <http://bit.ly/1ozka47>
- College Board Guide to Implementing the Redesigned SAT Installment 3: On Concordance: <http://bit.ly/21cCx0s>
- Email for College Board Higher Ed specialists: sathighered@collegeboard.org

Concordance Release Dates

Delivery Schedule for Concordance Tables	
Preliminary Concordance Table	
Redesigned PSAT/NMSQT to pre-2015 PSAT/NMSQT	Available Now
Concordance Table	
Redesigned SAT to pre-March 2016 SAT Concordance	May 2016
Derived redesigned SAT to ACT Concordance*	May 2016
Final Concordance for redesigned PSAT/NMSQT to pre-2015 PSAT/NMSQT	May 2016

In addition to the tables themselves, three tools will be available



Smartphone Apps

iPhone and Android apps — provide the same functionality as the old score conversion slider.

Web

Provides the same functionality as the apps, enabling users to make score-to-score conversions.

Large-Scale Concordance

Higher education institutions may also need tools to convert large numbers of scores quickly.

Concordance Uses

- ▶ Compare scores on the redesigned SAT to pre-March 2016 SAT or ACT scores.
- ▶ Determine a policy score on the redesigned SAT that is comparable to a pre-March 2016 SAT policy score.
- ▶ Convert a redesigned SAT score to a pre-March 2016 SAT score for use in a predictive model or index.
- ▶ Compute comparable scores to use in internal and external reports.

Concordance Tables on Three Levels

- ▶ **Total to Total**
 - ▶ 1600 to 1600
 - ▶ 2400 to 1600
- ▶ **Section to Section**
 - ▶ CR+W to ERW
 - ▶ Math to Math
- ▶ **Section to Test (or Test to Section)**
 - ▶ Critical Reading to Reading Test
 - ▶ Writing to Writing and Language Test

Understanding Differences in Concorded Scores

- ▶ College have multiple uses for scores that require concordance tables at multiple levels (Total, Section, Test)
- ▶ In a number of cases, the concordance of the Total score will not equal sum of the concorded section scores:

Pre-March 2016 SAT Scores-2400		Concorded Scores on New SAT-	
	15ww	Concorded Total	1050
CR	5yy	ERW	530
WR	5xx		
Math	5zz	Math	530

How should I use the concordance tables? (Which direction should I concord?)

Concord Scores for the High School Class of 2016

Given that most applicants from the class of 2016 will submit Pre-March 2016 SAT[®] scores only, most colleges will convert any new SAT scores to current SAT scores for this cohort.

Concord Scores for the High School Class of 2017

Given that most applicants for the class of 2017 will submit new SAT scores only, most colleges will convert Pre-March 2016 SAT scores to redesigned SAT scores for this cohort.

Concordance Tables on Three Levels

- ▶ **Total to Total**
- ▶ **Section to Section**
- ▶ **Section to Test (or Test to Section)**

Total to Total - 2400

TOTAL CONCORDANCE:

Pre-March 2016 2400 TO New SAT 1600

Pre March 2016 SAT (CR+M+W)	New SAT (ERW+M)	ACT
**	**	**
15WW	1050	2W
15XX	1060	2X
15YY	1070	2Y
15ZZ	1080	2Z
**	**	**

TOTAL CONCORDANCE:

New SAT 1600 TO Pre-March 2016 2400

New SAT (ERW+M)	Pre March 2016 SAT (CR+M+W)	ACT
**	**	**
1050	5WW	2W
1060	5XX	2X
1070	5YY	2Y
1080	5ZZ	2Z
**	**	**

Numbers are provided for example only and do not represent real scores.

Total to Total - 1600

TOTAL CONCORDANCE: CURRENT 1600 TO REDESIGNED 1600

Current SAT (CR+M)	Redesigned SAT (EBRW+M)	ACT
**	**	**
10VV	1020	2V
10WW	1030	2W
10XX	1040	2X
10YY	1040	2Y
10ZZ	1050	2Z
**	**	**

TOTAL CONCORDANCE: REDESIGNED 1600 TO CURRENT 1600

Redesigned SAT (EBRW+M)	Current SAT (CR+M)	ACT
**	**	**
1020	10VV	2V
1030	10WW	2W
1040	10XX	2X
1050	10YY	2Y
1060	10ZZ	2Z
**	**	**

Numbers are provided for example only and do not represent real scores.

Using Total to Total Concordance Tables

Example:

For a program where a grade point average of 3.0 and 1040 (out of 1600) on the Pre-March 2016 SAT meets a sliding scale for admission without further review.

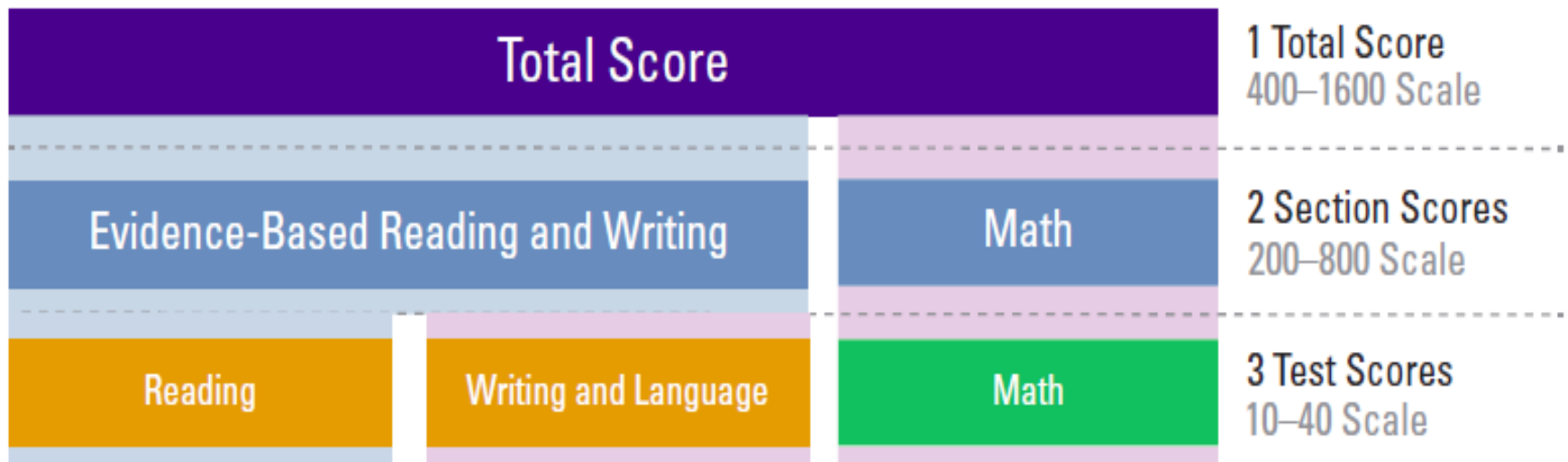
Requirement Pre March 2016 SAT		Requirement New SAT
1040 Total SAT	Use Total to Total 1600 table to find new SAT minimum	10XX Total SAT

Compare student
CR+M
to this score

Compare student
Total or ERW+M
to this score

Section to Section

- ▶ **Section to Section**
 - ▶ CR+W to ERW
 - ▶ Math to Math



Section to Section

Critical Reading + Writing to Evidence-Based Reading and Writing

PRE-MARCH 2016 SAT CRITICAL READING + WRITING TO
NEW SAT EVIDENCE-BASED READING AND WRITING

Pre-March 2016 SAT (CR + W)	New SAT (ERW)
**	**
10WW	550
10XX	560
10YY	560
10ZZ	570
**	**

NEW SAT EVIDENCE-BASED READING AND WRITING TO
PRE-MARCH 2016 SAT CRITICAL READING + WRITING

New SAT (ERW)	Pre-March 2016 SAT (CR+W)
**	**
550	10WW
560	10XX
570	10YY
580	10ZZ
**	**

Numbers are provided for example only and do not represent real scores.

Section to Section Math to Math

PRE-MARCH 2016 SAT MATH TO NEW SAT MATH

Pre-March 2016 SAT (MATH)	New SAT (MATH)
**	**
5WW	530
5XX	540
5YY	550
5ZZ	560
**	**

NEW SAT MATH TO PRE-MARCH 2016 MATH

New SAT (MATH)	Pre-March 2016 SAT (MATH)
**	**
530	5WW
540	5XX
550	5YY
560	5ZZ
**	**

Numbers are provided for example only and do not represent real scores.

Using Section to Section Tables

Example:

Students with a score of less than 550 on the Math Section of Pre-March 2016 SAT are required to take a placement test.

Requirement Pre March 2016 SAT		Requirement New SAT
550 Math	Use Math Section to Math Section Concordance Table	Math 5YY

Compare student
Math Section
to this score

Compare student
Math on new SAT
to this score

Section to Test

- ▶ **Section to Test (or Test to Section)**
 - ▶ Critical Reading to Reading Test
 - ▶ Writing to Writing and Language Test
 - ▶ Math to Math Test

Section to Test

Critical Reading to Reading Test

SECTION TO TEST: PRE-MARCH 2016 SAT CRITICAL READING SECTION (CR) TO NEW SAT READING TEST (R)

Pre-March 2016 SAT (CR)	New SAT (R) Test Score
**	**
5WW	26
5XX	27
5YY	27
5ZZ	28
**	**

TEST TO SECTION: NEW SAT READING TEST (R) TO PRE-MARCH 2016 SAT CRITICAL READING SECTION (CR)

New SAT (R) Test Score	Pre-March 2016 SAT (Cr)
**	**
26	5WW
27	5XX
28	5YY
29	5ZZ
**	**

Numbers are provided for example only and do not represent real scores.

Section to Test

Math to Math Test

PRE-MARCH 2016 SAT MATH SECTION TO NEW SAT MATH SECTION AND TEST

Pre-March 2016 SAT (M)	New SAT (M) Section Score	New SAT (M) Test Score
**	**	**
5WW	530	26.5
5XX	540	27
5YY	550	27.5
5ZZ	560	28
**	**	**

NEW SAT MATH SECTION AND TEST TO PRE-MARCH 2016 SAT MATH SECTION

New SAT (M) Section Score	New SAT (M) Test Score	Pre-March 2016 SAT (M)
**	**	**
530	26.5	5WW
540	27	5XX
550	27.5	5YY
560	28	5ZZ
**	**	**

Numbers are provided for example only and do not represent real scores. Note that the values for new SAT Math Test scores are simply those for new SAT Math Section divided by 20.

Use Concorded Scores in Predictive Models built on Pre March 2016 SAT scores

Example:

$$\text{Admission Index} = (\text{CR} * 0.000827) + (\text{Math} * 0.001022) + (\text{Writing} * 0.67977) + (\text{HSPGA} * 0.000903) - 1.033792$$

Note: Numbers are provided for example only and do not represent real index formulas.

New SAT Score	Pre-March 2016 SAT Scores
Reading Test	To find comparable CR- use Test to Section Table: Reading Test to CR
Math Test	To find comparable Math- use Test to Section Table: Math Test to Math Section
Writing and Language Test	To find comparable Writing- use Test to Section Table: Writing and Language Test to Writing Section

□ Make sure students, parents, and counselors understand your plans for using redesigned scores.

Activities

- Articulate admission and placement policy changes
- Clarify whether you will require or recommend SAT essay for admission
- Ensure you have updated materials
- Reassure students if both pre-March and new SAT are acceptable
- Let the College Board know about policy changes (esp: the SAT essay)

Resources

- Information on setting your SAT essay policy: <http://bit.ly/1RkIDE6>
- Information on SAT practice: <http://bit.ly/1KHhs77>
- Let the College Board know about your SAT essay policy: <http://bit.ly/1OsAwkf>

Essay Policy

- ▶ Let College Board know your Essay Requirements
- ▶ Post to your Web Site

Downloading Essays Over the Summer

▶ Essay Pre-March 2016

- ▶ **Summer-** Available using link as always
- ▶ **Fall-** Available through new Higher Ed Score Portal

▶ Essay New

- ▶ **Summer-** Available by Request (Batch or Individual)
- ▶ **Fall-** Available through new Higher Ed Score Portal

Score use policy- Answer Key Questions on your Web Page

- ▶ Which scores will you accept?
- ▶ How have your requirements changed?
- ▶ Will you accept both assessments?
- ▶ How will you know which scores to use?

<http://admissions.uoregon.edu/requirements>

□ Ensure Campus Stakeholders have the Information They Need

Activities

- Check in with key stakeholders
 - Senior leadership (president/provost)
 - Academic leadership/faculty
 - Board of Trustees
 - System/state leaders
 - Financial Aid/scholarships

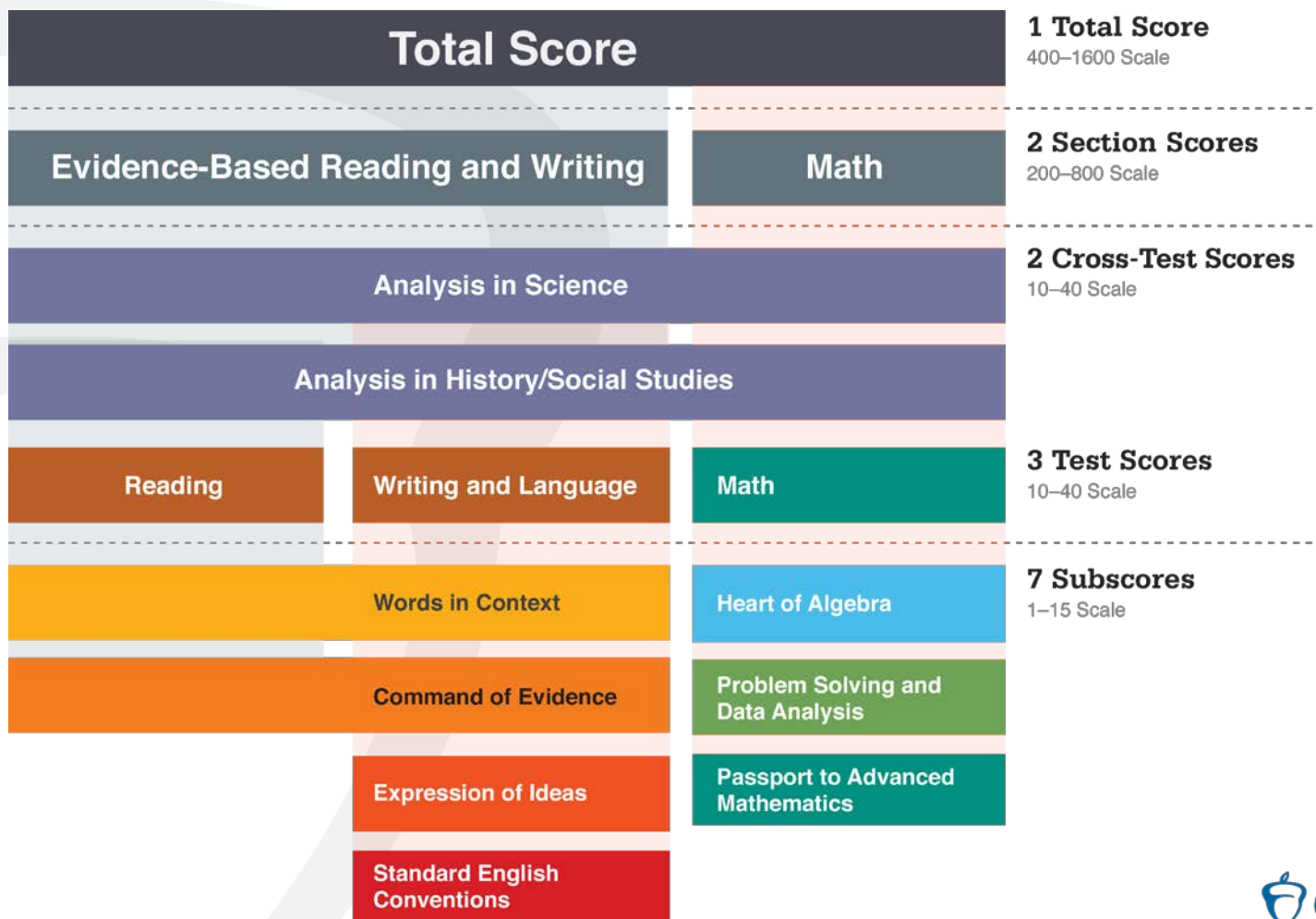
Resources

- Overview of changes: <http://sat.org/highered>
- Email for College Board Higher Ed specialists: sathighered@collegeboard.org

Preliminary Validity Study- Key Findings

- ▶ The redesigned SAT covers the content and skills that research shows matter most for college readiness — and it remains as predictive of college success as the current SAT.
- ▶ Redesigned SAT scores improve the ability to predict college performance above high school GPA alone.
- ▶ There is a strong, positive relationship between redesigned SAT scores and grades in matching college course domains, suggesting that the redesigned SAT is sensitive to instruction in English language arts, math, science, and history/social studies.

Scores and Score Structures



NCAA Eligibility

“If you take the current SAT before March 2016 and then take the redesigned SAT at a later date, the NCAA Eligibility Center will not combine section scores from the current and redesigned SAT when determining your initial eligibility. The NCAA Eligibility Center will only combine section scores from the same version of the test. Because the redesigned SAT varies in design and measures different academic concepts than the current SAT, a numerical score on the current test may not be equivalent to the same numerical score “on the redesigned test.”

<http://www.ncaa.org/student-athletes/future/test-scores>

NCAA Eligibility

“If you take the current SAT before March 2016 and then take the redesigned SAT at a later date, the NCAA Eligibility Center will not combine section scores from the current and redesigned SAT when determining your initial eligibility. The NCAA Eligibility Center will only combine section scores from the same version of the test. Because the redesigned SAT varies in design and measures different academic concepts than the current SAT, a numerical score on the current test may not be equivalent to the same numerical score “on the redesigned test.”

<http://www.ncaa.org/student-athletes/future/test-scores>

□ Begin Planning for Internal and External Reporting

Activities

- Consider reporting including:
 - Internal weekly application reports
 - Institutional reports
 - IPEDS / Federal reporting

Resources

- Additional information to come Fall 2016
- Email for College Board Higher Ed specialists: sathighered@collegeboard.org

Fall Release of Higher Ed Reports Portal

- ▶ Provides richer analysis of score sends to your institution
- ▶ Ability to put information into context, and to drill down into data on your score sends
- ▶ Additional information will be available in the late summer

IPEDS:

Instruction change for reporting SAT scores: 2016-17

“... In 2016-17, SAT critical reading and math scores should continue to be reported based on the current (2015) SAT score range. Institutions that have scores based on the new (2016) SAT score range should convert scores using the College Board concordance tables.

New SAT Score	Pre-March 2016 SAT Scores
Reading Test	To find comparable CR- use Test to Section Table: Reading Test to CR
Math Test	To find comparable Math- use Test to Section Table: Math Test to Match Section

IPEDS:

Instruction change for reporting SAT scores: 2017-18

“...In 2017-18, SAT critical reading and math scores should be reported based on the new (2016) SAT score range. Institutions that have scores based on the (2015) SAT score range should convert scores using the College Board concordance tables.

Pre-March 2016 SAT Scores	New SAT Score
Critical Reading + Writing	To find comparable ERW (Evidence Based Reading and Writing) Section to Section Table: CR+W to ERW
Math	To find comparable Math- use Test to Section Table: Math Section to Math Section

Questions?

For more information:

- Go to [Collegereadiness.collegeboard.org](https://collegereadiness.collegeboard.org)
- Contact your regional Education Manager
- Email: HEReports@collegeboard.org
- Call HE Customer Service: (855) 475-3636