

PSAT/NMSQT®

Preliminary SAT/National Merit Scholarship Qualifying Test

Understanding Scores

FOR STUDENTS AND FAMILIES



Contact Us

About College Board

College Board reaches more than 7 million students a year, helping them navigate the path from high school to college and career. Our not-for-profit membership organization was founded more than 120 years ago. We pioneered programs like the SAT® and AP® to expand opportunities for students and help them develop the skills they need. Our BigFuture® program helps students plan for college, pay for college, and explore careers. Learn more at [cb.org](https://collegeboard.org).

About National Merit Scholarship Corporation (NMSC)

NMSC® is an independent, not-for-profit organization that operates without government assistance. NMSC conducts the National Merit® Scholarship Program, an annual academic competition for recognition and college scholarships.

The Preliminary SAT/National Merit Scholarship Qualifying Test (PSAT/NMSQT®) is the route of entry to the National Merit Scholarship Program. Requirements for participation, steps in the competition, and awards offered are explained in the *PSAT/NMSQT Student Guide* and on the NMSC website.

Questions about the scholarship program not answered in the published materials should be directed to:

National Merit Scholarship Corporation
1560 Sherman Avenue, Suite 200
Evanston, IL 60201-4897
847-866-5100


www.nationalmerit.org


About the PSAT/NMSQT

The PSAT/NMSQT is cosponsored by College Board and National Merit Scholarship Corporation.

CONTACTS FOR STUDENTS AND PARENTS

 psathelp@info.collegeboard.org

 866-433-7728
+1 212-713-8105 (International)
9 a.m.–6 p.m. ET, Mon.–Fri.

 PSAT/NMSQT
P.O. Box 6720
Princeton, NJ 08541-6720

PSAT/NMSQT

Score Report Resources

Congratulations to your student for taking the 2023 PSAT/NMSQT at their school. Included is information about scores that may be helpful for students and their families.

What's Included

This document delves deeper into the meaning of your student's PSAT/NMSQT scores, including what the assessment measures, how it is scored, and how you can use the data to monitor your student's progress.

The document also provides:

- An explanation of the NMSC Selection Index score and how National Merit Scholarship Corporation (NMSC) uses it to determine entry into the National Merit Scholarship Program.
- A sample score report walk-through so you can interpret your student's score report.

Related Resources

Visit our **PSAT/NMSQT Score Information** page at satsuite.collegeboard.org/psat-nmsqt/scores to find information about:

- Score release dates
- Managing access to online scores
- Resources for online score reports
- Downloadable Understanding Scores for Students and Families documents in English and Spanish

The PSAT/NMSQT and the SAT Suite of Assessments

The SAT Suite of Assessments

The SAT Suite of Assessments is an integrated system of tests that includes the SAT (for students in grades 11 and 12), the PSAT/NMSQT and the PSAT™ 10 (for grades 10 and 11), and the PSAT™ 8/9 (for grades 8 and 9).

The tests measure the same skills and knowledge in grade-appropriate ways. They work together to show college readiness over time so educators, students, and parents can monitor student progress. Their content reflects the kind of meaningful, engaging, and challenging work that students find in middle school and high school courses taught today.

Going Digital

While the transition to digital brings a number of student- and educator-friendly changes, many important features of the SAT Suite have stayed the same. The SAT Suite continues to measure the knowledge and skills that students are learning in school and that matter most for college and career readiness. The digital SAT Suite is easier to take, easier to give, more secure, and more relevant. We haven't simply created a digital version of the current paper and pencil tests—we're taking full advantage of what digital testing makes possible.

This Understanding Scores document provides information about how to interpret and use scores on the PSAT/NMSQT that will be administered starting in October 2023.

How the PSAT/NMSQT Is Scored

All test questions are first scored as correct or incorrect. There is no penalty for guessing. The difficulty level and other qualities of each question (such as how well it differentiates skill level or how easy it is to guess on a question) as well as whether the student got the question right or wrong are taken into account when calculating a student's score. This score is then converted to the reported scaled score of 160–760 on each section. Every test conforms to a standardized specification of question types and qualities, so all students have equitable opportunity to demonstrate their strengths.

What the PSAT/NMSQT Measures

The PSAT/NMSQT measures the skills and knowledge that research shows are the most important for success in college and career. The Reading and Writing section measures comprehension and reasoning skills and focuses on close reading of passages in a wide array of subject areas. It also measures a range of skills, including command of evidence, expression of ideas, and the use of standard English conventions in grammar and punctuation. The Math section includes multiple-choice and student-produced response questions, and students are permitted to use a calculator on all math questions. It also assesses skills in algebra, problem solving and data analysis, manipulation of complex equations, geometry, and trigonometry.

How the PSAT/NMSQT Is Organized

Students receive a total score that is the sum of their scores on the two sections (the Reading and Writing section and the Math section).

To calculate section scores, we first compute the student's raw score—the number of questions correctly answered—for each section. Nothing is deducted for incorrect answers or for unanswered questions.

The digital SAT Suite uses multistage adaptive testing (MST). Relying on MST means we can fairly and accurately measure the same things with a shorter, more secure test while preserving test reliability. Both the Reading and Writing and the Math sections are divided into two equal-length and separately timed stages, each composed of a module of questions. The first module contains a mix of easy, medium, and hard questions. Based on how a student performs on the first module, the second module of questions will either be more difficult or less difficult.

By adapting to a student's performance level, the responsive test will provide students with a more efficient assessment of their academic strengths.

PSAT/NMSQT Scores

Total Scores

The total score is the sum of the two section scores; its range is 320–1520.

Section Scores

Students receive scores in the range of 160–760 for each of two sections:

- The Reading and Writing section
- The Math Section

Accessing Official Student Scores

The student's school has access to a downloadable PDF called "Your Score Report" for every PSAT/NMSQT test taker. Students can get this score report from their school and review it with their families and with educators at their school.

If a student chooses to participate in BigFuture® School by providing their mobile phone number during testing, they can also view their scores on the BigFuture School mobile app.

As always, students age 13 and older may use a personal College Board student account to view additional insights online.

Information About Scores

In the official score report PDF, the student can view the four scores available from their PSAT/NMSQT assessment—total score, Reading and Writing section score, Math section score, and NMSC Selection Index score. For each score, the official score report PDF includes:

- The range of possible scores: 320–1520 for total score, 160–760 for section scores, and 48–228 for the NMSC Selection Index score.
- The All Tester Percentile (formally called the "User Percentile") of each score. For example, if a student's score is in the 70th percentile, 70% of a comparison group achieved scores at or below that student's score.

All Tester Percentiles are based on the actual scores of the past 3 cohorts of students in their grade who took the PSAT/NMSQT. The All Tester Percentiles for the first digital administrations in 2023-24 are reported on tests completed anywhere in the world.

Score Ranges

A student's ability is better represented by score ranges than points. Score ranges are derived from the standard error of measurement and show how much a student's scores would likely vary if they took a different administration of the test under identical conditions.

From recent administrations of the PSAT/NMSQT, these ranges are approximately:

- Total: ± 40 points
- Section: ± 30 points

Selection Index

National Merit Scholarship Corporation (NMSC) uses the Selection Index score as an initial screen of students who enter its scholarship programs. To calculate an NMSC Selection Index score, double the Reading and Writing score and add it to the Math score. The Selection Index score is the sum divided by 10. See NMSC Selection Index on page 6 for more information.

Information About Knowledge and Skills

Students can view a graphic showing their performance on each of the 8 content areas measured on the PSAT/NMSQT. There are 4 content areas in Reading and Writing, and 4 in Math.

In each content area, students can view:

- The approximate number of questions in the content area and what percentage of the section that represents (e.g., 12–14 questions would be about 26% of the Reading and Writing section).
- A visual indication of how the student performed in each content area.

Students can use this section to identify content areas they may want to focus on to practice and improve.

Additional Support

The score report PDF also focuses on next steps the student can take after reviewing their scores. A QR code or link will provide them more information on tools and services related to these next steps, which include reviewing the additional insights on their scores, Official Digital SAT Prep on Khan Academy®, and college and career exploration. For the first time, the score report includes a new feature for students, Career Insights, that can inspire career exploration conversations. See the score report on page 9 for more information.

Score Scales and Score Changes

Using PSAT/NMSQT Scores to Project SAT Scores

The SAT Suite—from the PSAT 8/9 through the SAT—uses a common score scale for the scores. The ranges reported for each assessment reflect grade-level appropriateness within the common scale. Thus, while the total range for the SAT is 400–1600, the total range for the PSAT/NMSQT is 320–1520.

This common score scale means that a student who took the PSAT/NMSQT and received a Math section score of 500 would be expected to also get a 500 on the SAT or the PSAT 8/9 if they had taken either of those tests on that same day; a score of 500 represents the same level of academic achievement on all three assessments.

This also means that student growth across the SAT Suite is easy to determine. If a student takes the PSAT/NMSQT this year and receives a 500 Math section score, and then takes the SAT next year and earns a 550 Math section score, that student has shown a growth of 50 points, which likely resulted from hard work both in and out of school.

Differences Between Paper and Pencil PSAT/NMSQT Scores and Digital PSAT/NMSQT Scores

The digital PSAT/NMSQT and paper and pencil PSAT/NMSQT measure similar, but not identical, content, so a score on the paper and pencil test is not a perfect predictor of how a student would perform on the digital test (and vice versa).

College Board is conducting a psychometric analysis, including testing methodologies and statistics, to determine the relationship between scores on the paper-based and digital versions of the PSAT/NMSQT to enable students to compare their scores more directly in the future.

However, scores on the paper-based exam can still provide helpful information about a student's potential for score growth. The scores have been vertically scaled to allow the accurate measurement of growth from test to test. Students should focus on the section scores if they are curious about the growth they can expect to see in their scores over the next year. Each score report PDF provides a set of projected score ranges for students that reflect typical growth. Of course, a student's individual growth will be shaped by the courses taken and by the practice the student undertakes between assessments.

Students who plan to take the SAT and want to improve their scores should follow these guidelines:

- Develop academic skills through challenging coursework.
- Read extensively and develop strong writing skills.
- Engage in deliberate practice in the 3 math areas that are emphasized the most in the assessments.
- Take full-length practice tests in the digital testing app, Bluebook™, review results in MyPractice, and use Official digital SAT Prep on Khan Academy for free, personalized practice of the skills they need to improve. To learn more, go to psat.org/practice.

Benchmarks

PSAT/NMSQT Grade-Level Benchmarks

The SAT Suite offers grade-level benchmarks that can be used to gauge whether students are on track for becoming college ready each year in grades 8–12. Grade-level benchmarks represent the section scores on each assessment that students should meet or exceed to be considered on track to be college ready.

RECOMMENDED USES

Families can compare their students' scores to the grade-level benchmarks above to help them:

- Understand their unique path to success in college and career readiness.
- Identify areas where they may need extra support while there is still time for improvement.
- Consider their readiness for more challenging coursework.

Educators know that grade-level benchmarks shouldn't be used to assign academic tracks, to discourage students from pursuing college, or to keep students from participating in challenging courses. Rather, the benchmarks are intended to help **all** students better prepare for life after high school.

Students and families can review the student's scores together to develop an understanding of what those scores mean.

Here's how:

TALK ABOUT COLLEGE AND CAREER READINESS

For each section, the score report in the online student score reporting portal includes an indicator that shows whether the student's score meets the grade-level benchmark. These benchmarks allow students and their teachers to understand how students are progressing toward college readiness.

- If a student is meeting the benchmark for a section, they should continue to take rigorous courses and work hard to stay on track for college success.
- If a student is not meeting the benchmark for a section, they should pursue classroom work that is focused on areas that need improvement. Khan Academy can help supplement this work.
- Think of ways to develop each of the skills you have identified for focus and improvement.
- Talk about your student's Career Insights, a new feature on their score report that can inspire career exploration conversations. See page 7 for more information.

For further guidance on interpreting score reports, visit psat.org/scores.

What the Benchmarks Mean

The College and Career Readiness Benchmarks for the SAT predict a 75% likelihood of achieving a C or higher in related first semester, credit-bearing college courses. The benchmarks are set at the section level, so there is a benchmark for Reading and Writing and a benchmark for Math.

PSAT/NMSQT Grade-Level Benchmarks

	Reading and Writing	Math
10th Grade PSAT/NMSQT	430	480
11th Grade PSAT/NMSQT	460	510

Score reports on the K–12 score reporting portal for the PSAT/NMSQT, PSAT 10, and PSAT 8/9 include grade-level benchmarks based on how students grow from year to year toward the SAT benchmarks.

Through the online K–12 score reporting portal, the PSAT/NMSQT reports separate benchmarks for 10th and 11th graders to help teachers understand students' level of readiness for college and career training programs. Equipped with this information, teachers can address challenge areas for their students while there is still time for improvement. Teachers can also accelerate the progress of students who meet or exceed the benchmarks.

HOW SCHOOLS MAY USE SCORES

Through our K–12 score reporting portal, educators can access the official downloadable score report PDF for printing and sharing with the student. Educators can also see additional interpretive insights about the student's results. The PDF, titled "Your Score Report" (sample shown on page 9) clearly summarizes a student's current achievement levels and encourages next steps to increase college and career readiness. Teachers can go over the official score report PDFs with students to help them understand what their scores mean. Reviewing their scores can also help students see their strengths, which can increase their confidence and show them content areas in which they can handle more advanced coursework.

NMSC Selection Index

The National Merit Scholarship Program is an annual academic competition among high school students for recognition and college scholarships. The program is conducted by National Merit Scholarship Corporation (NMSC), a not-for-profit organization that operates without government assistance.

The NMSC Selection Index

NMSC uses a Selection Index score based on PSAT/NMSQT scores as an initial screen of students who enter its scholarship programs.

The Selection Index score is reported on a scale ranging from 48 to 228. To calculate an NMSC Selection Index score, double the Reading and Writing section score and add it to the Math section score. The Selection Index score is the sum divided by 10. For example, a Reading and Writing section score of 620 and a Math section score of 500 would result in a Selection Index score of 174, as shown below:

$$\frac{2(620) + 500}{10} = 174$$

How NMSC Uses the Selection Index


NMSC uses the Selection Index score to designate groups of students to receive recognition in the National Merit Scholarship Program. Entry to the NMSC competition for scholarships to be offered in 2025 is determined by students' responses to program entry questions on the 2023 PSAT/NMSQT exam. Both the downloadable score report PDF and the online report show the student's Selection Index score, the student's responses to entry items, and whether the student meets participation requirements. Currently, about 1.3 million test takers meet requirements to enter the NMSC competition each year. Almost all entrants are in their third year (grade 11, junior year) of high school.


Of the 1.3 million NMSC Program entrants, about 50,000 will earn 2023 PSAT/NMSQT scores high enough to qualify them for recognition. These students will be notified of their standing through their high schools in September 2024. Students who qualify to continue in the competition for scholarships to be offered in 2025 must then meet academic and other requirements specified by NMSC to be considered for awards.

A detailed description of the National Merit Scholarship Program is published in the *PSAT/NMSQT Student Guide* and at www.nationalmerit.org.

For inquiries about any aspect of the National Merit Scholarship Program—including entry requirements, the selection process, and awards to be offered—contact NMSC directly:

 www.nationalmerit.org

 847-866-5100

 National Merit Scholarship Corporation
1560 Sherman Avenue, Suite 200
Evanston, IL 60201-4897

The PSAT/NMSQT Score Report

A Case Study: Sample PSAT/NMSQT Score Report

Take a look at the sample score report below and on the next page. Use the corresponding information to help you interpret the PSAT/NMSQT score report.

PSAT/NMSQT | CollegeBoard | NATIONAL MERIT SCHOLARSHIP CORPORATION

Name: **Parker Pupil**
 Grade: **11**
 Test administration: **PSAT/NMSQT Fall 2023**
 Tested on: **Oct. 10, 2023**
 Record Locator: **4561264**
 School Code (AI/CEE): **123456**

Your Score Report

PSAT/NMSQT Scores

TOTAL SCORE
1120 | 75th*
 Score Range: 100-1170
 Average Score (all testees): 1100

SECTION SCORES

Reading and Writing
620 | 60th*
 Your Score Range: 590-650
 Average Score (all testees): 600

Math
500 | 70th*
 Your Score Range: 520-540
 Average Score (all testees): 530

Knowledge and Skills
 View your performance across the 8 content domains measured on the PSAT/NMSQT.

Reading and Writing
 Information and Ideas (26% of test section, 12-14 questions)
 Craft and Structure (28% of test section, 13-15 questions)
 Expression of Ideas (20% of test section, 9-12 questions)
 Standard English Conventions (26% of test section, 11-15 questions)

Math
 Algebra (35% of test section, 13-15 questions)
 Advanced Math (32.5% of test section, 12-14 questions)
 Problem Solving & Data Analysis (20% of test section, 7-9 questions)
 Geometry & Trigonometry (12.5% of test section, 4-6 questions)

NMSC SELECTION INDEX SCORE
174 | 25-258
 You meet entry requirements for the National Merit Scholarship Program. Look on page 2 of this report for more information.

Snapshot of Growing Careers in Michigan

The PSAT/NMSQT can help you think about different paths to take after high school. Exploring this sample of growing careers in your state is one way to start. For personalized career options that match your interests and skills, including what's measured on the PSAT/NMSQT, go to satsuite.org/whatsnext.

INTEREST AREA*	CAREER EXAMPLES	MEDIAN YEARLY INCOME IN MI	NUMBER OF JOBS IN MI**	JOB GROWTH IN MI**	MOST COMMON EDUCATION LEVEL
Doers	Industrial Machinery Mechanics	\$59,000	25,600	+10%	Certificate
Persuaders	Wind Energy Operations Managers	\$63,000	24,300	+10%	Associate degree
Creators	Graphic Designers	\$46,000	8,900	+9%	Bachelor's degree
Helpers	Critical Care Nurses	\$77,000	107,000	+3%	Bachelor's degree
Thinkers	Mechanical Engineers	\$92,000	33,900	+3%	Bachelor's degree
Organizers	Treasurers and Financial Controllers	\$124,000	21,100	+12%	Bachelor's degree

* For more information about career insights, including interest areas, visit satsuite.org/whatsnext.
 **Number of reflects the expected number of new job openings in 2027. Percentage reflects the expected growth in new job openings between 2022 and 2027. Data source: Lightcast.io

Build your future, your way with free personalized tools

- Career quiz, 1,000 career profiles, and career recommendations based on your interests
- Profiles of 3,000+ colleges in the U.S. and worldwide
- \$4 billion in scholarship opportunities
- Key SAT skills practice on Khan Academy

satsuite.org/whatsnext

Page 1 of 2

Score Report

What are Parker's scores?

Parker's Reading and Writing score is 620, and his Math score is 500, for a total score of 1120. By reviewing his performance on the content domains in each subject, Parker can see where his knowledge and skills are already strong and identify areas where he can improve.

What are Parker's score percentiles?

Since Parker is in the eleventh grade, the percentiles compare his scores with those of all eleventh graders worldwide. Parker scored as well or better in Reading and Writing than 60% of a globally representative group of eleventh-grade students. In Math, he scored as well or better than 70% of a globally representative group of juniors. Putting both scores together, Parker scored as well or better than 75% of students in his grade on the PSAT/NMSQT as a whole.

What can Parker learn from this career snapshot?

Since he lives in the U.S., Parker's score report includes Career Insights, helpful information about growing careers in his state. Parker can review the median yearly income of each career, the expected growth rate for new job openings in his state over the next five years, and the most common education level for people in that career. The list might include a career Parker is curious about—or maybe none of the options feel like a great fit. It's okay! The goal is to just start thinking about potential career paths. This snapshot does not currently reflect Parker's performance on the PSAT/NMSQT. However, if Parker is thinking about different paths to take after high school, he can explore personalized options that match his interests and skills at satsuite.org/whatsnext.

Will Parker be able to enter the National Merit Scholarship Program?

Parker has an NMSC Selection Index score of 174 (on a scale of 48-228), which was determined by first doubling his Reading and Writing section score (620) and adding that value to his Math section score (500). The sum of those two numbers divided by 10 is his Selection Index score. NMSC uses the Selection Index score to determine which students will receive recognition in the National Merit Scholarship Program.

If an asterisk had appeared next to Parker's score, it would mean he did not meet entry requirements for the program or his score was provided for guidance purposes only and would not be considered in the National Merit Scholarship Program. In the sample score report, Parker meets entry requirements and will be recognized if his score places him among the 50,000 high scorers. For entry requirements and information on the steps in the competition, see the *2023 PSAT/NMSQT Student Guide* or visit www.nationalmerit.org.


How can Parker learn more about his scores?

If he's under age 13, Parker can talk to his school counselor to see his full score report, discuss how to prepare for the SAT, and learn his potential for AP coursework. If Parker is age 13 or older, he can also choose to visit psat.org/myscore to personally find out this information.


How can Parker measure his progress?

In the spring, Parker can take the SAT to measure the progress he's made since he took the PSAT/NMSQT. He can continue to take advantage of practice resources by visiting sat.org/digital-practice.

NMSC Selection Index Score Details

 <p>NATIONAL MERIT SCHOLARSHIP CORPORATION</p> <p>NMSC SELECTION INDEX SCORE</p> <p>174 <small>25th - 228th</small></p> <p>SELECTION INDEX SCORE CALCULATION</p> <div style="border: 1px solid black; padding: 5px; width: fit-content; margin: 0 auto;"><p style="font-size: small; text-align: center;">Your Reading & Writing Score Your Math Score</p>$\frac{2 (620) + 500}{10} = 174$</div> <p style="font-size: x-small;">NMSC® uses a Selection Index score calculated from PSAT/NMSQT section scores as an initial screen of students who enter its scholarship programs. To calculate the Selection Index score, multiply the Reading and Writing section score by 2, add the Math section score, and divide the sum by 10.</p>	<p>ELIGIBILITY INFORMATION</p> <p>You meet entry requirements for the 2025 National Merit Scholarship Program and your Selection Index score will be considered among 1.3 million program entrants.</p> <p>If your Selection Index score places you among the 50,000 high scorers who qualify for National Merit Scholarship Program recognition, you will be notified next September when qualifying Selection Index scores will be made available.</p> <p>ENTRY REQUIREMENT QUESTIONS</p> <p>Information you provided on test day:</p> <p>Are you enrolled as a high school student (traditional or homeschooled)? Yes</p> <p>When will you complete or leave high school and enroll full-time in college? 2025</p> <p>How many total years will you spend in grades 9–12? 4</p>	<p>NATIONAL MERIT SCHOLARSHIP CORPORATION</p> <p>National Merit Scholarship Corporation (NMSC) conducts the National Merit® Scholarship Program, an academic competition for recognition and college scholarships.</p> <p>To designate students who qualify for recognition in its 2025 competition, NMSC will consider the 2023 PSAT/NMSQT® Selection Index scores of some 1.3 million test takers (usually high school juniors) who meet program entry requirements. For more information, please visit: www.nationalmerit.org.</p> <p>If any of your responses to NMSC's "Entry Requirement Questions" are inaccurate or there has been a change in plans that may affect program entry, write immediately to:</p> <p style="text-align: center;">National Merit Scholarship Corporation Attn: Scholarship Administration 1560 Sherman Avenue, Suite 200 Evanston, IL 60201-4897</p> <p style="font-size: x-small;">Include your name, home address, and Record Locator number along with your high school name, address, and six-digit code number. If you have any questions, please contact NMSC at (847) 866-5100.</p>
---	---	--

Name: **Parker Pupil**
Grade: **11**
Test administration: **PSAT/NMSQT Fall 2023**
Tested on: **Oct. 10, 2023**
Record Locator: **4561264**
School Code (AI/CEEB): **123456**



Page 2 of 2

© 2023 College Board. 2223-88-836
College Board, Advanced Placement, AP, BigFuture, SAT, and the acorn logo are registered trademarks of College Board. PSAT/NMSQT® is a registered trademark of College Board and National Merit Scholarship Corporation. NMSC, National Merit, and the corporate "Lamp of Learning" logo are federally registered service marks of National Merit Scholarship Corporation. All other marks are the property of their respective owners. Visit College Board on the web: collegeboard.org. Khan Academy is a registered trademark in the United States and other jurisdictions.

Score Report

PSAT/NMSQT Sample Score Report



Name: **Parker Pupil**
 Grade: **11**
 Test administration: **PSAT/NMSQT Fall 2023**
 Tested on: **Oct. 10, 2023**
 Record Locator: **4561264**
 School Code (AI/CEEB): **123456**

Your Score Report

PSAT/NMSQT Scores

TOTAL SCORE

1120 | 320-1520 | 75th*

Score Range: 1090-1170
 Average Score (all testers): 1100

SECTION SCORES

Reading and Writing

620 | 160-760 | 60th*

Your Score Range: 590-650
 Average Score (all testers): 600

Math

500 | 160-760 | 70th*

Your Score Range: 520-540
 Average Score (all testers): 530

* Percentiles represent the percent of 11th grade test takers from the past 3 years who scored the same as or below you.

Score range: This is the range of scores you could possibly get if you took the PSAT/NMSQT multiple times on different days.

Knowledge and Skills


View your performance across the 8 content domains measured on the PSAT/NMSQT.

Reading and Writing

Information and Ideas
 (26% of test section, 12-14 questions)



Craft and Structure
 (28% of test section, 13-15 questions)



Expression of Ideas
 (20% of test section, 8-12 questions)



Standard English Conventions
 (26% of test section, 11-15 questions)



Math

Algebra
 (35% of test section, 13-15 questions)



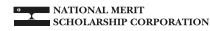
Advanced Math
 (32.5% of test section, 12-14 questions)



Problem Solving & Data Analysis
 (20% of test section, 7-9 questions)



Geometry & Trigonometry
 (12.5% of test section, 4-6 questions)



NMSC SELECTION INDEX SCORE

174 | 48-228

You **meet** entry requirements for the National Merit Scholarship Program. Look on page 2 of this report for more information.

Snapshot of Growing Careers in Michigan

The PSAT/NMSQT can help you think about different paths to take after high school. Exploring this [sample of growing careers in your state](#) is one way to start. For personalized career options that match your interests and skills, including what's measured on the PSAT/NMSQT, go to [satsuite.org/whatsnext](#).

INTEREST AREA*	CAREER EXAMPLES	MEDIAN YEARLY INCOME IN MI	NUMBER OF JOBS IN MI**	JOB GROWTH IN MI**	MOST COMMON EDUCATION LEVEL
Doers	Industrial Machinery Mechanics	\$59,000	25,600	+10%	Certificate
Persuaders	Wind Energy Operations Managers	\$63,000	24,300	+10%	Associate degree
Creators	Graphic Designers	\$46,000	8,900	+9%	Bachelor's degree
Helpers	Critical Care Nurses	\$77,000	107,000	+3%	Bachelor's degree
Thinkers	Mechanical Engineers	\$92,000	33,900	+3%	Bachelor's degree
Organizers	Treasurers and Financial Controllers	\$124,000	21,100	+12%	Bachelor's degree

* For more information about career insights, including interest areas, visit [satsuite.org/whatsnext](#).

**Number of reflects the expected number of new job openings in 2027. Percentage reflects the expected growth in new job openings between 2022 and 2027.

Data source: *Lightcast.io*

Build your future, your way with free personalized tools

- Career quiz, 1,000 career profiles, and career recommendations based on your interests
- Profiles of 3,000+ colleges in the U.S. and worldwide
- \$4 billion in scholarship opportunities
- Key SAT skills practice on Khan Academy



[satsuite.org/whatsnext](#)

PSAT/NMSQT Sample Score Report (continued)

NMSC Selection Index Score Details



NMSC SELECTION INDEX SCORE

174 | 49-228

SELECTION INDEX SCORE CALCULATION

Your Reading & Writing Score	Your Math Score	
2 (620)	+ 500	= 174
10		

NMSC® uses a Selection Index score calculated from PSAT/NMSQT section scores as an initial screen of students who enter its scholarship programs. To calculate the Selection Index score, multiply the Reading and Writing section score by 2, add the Math section score, and divide the sum by 10.

ELIGIBILITY INFORMATION

You meet entry requirements for the 2025 National Merit Scholarship Program and your Selection Index score will be considered among 1.3 million program entrants.

If your Selection Index score places you among the 50,000 high scorers who qualify for National Merit Scholarship Program recognition, you will be notified next September when qualifying Selection Index scores will be made available.

ENTRY REQUIREMENT QUESTIONS

Information you provided on test day:

Are you enrolled as a high school student (traditional or homeschooled)?
Yes

When will you complete or leave high school and enroll full-time in college?
2025

How many total years will you spend in grades 9–12?
4

NATIONAL MERIT SCHOLARSHIP CORPORATION

National Merit Scholarship Corporation (NMSC) conducts the National Merit® Scholarship Program, an academic competition for recognition and college scholarships.

To designate students who qualify for recognition in its 2025 competition, NMSC will consider the 2023 PSAT/NMSQT® Selection Index scores of some 1.3 million test takers (usually high school juniors) who meet program entry requirements. For more information, please visit: www.nationalmerit.org.

If any of your responses to NMSC's "Entry Requirement Questions" are inaccurate or there has been a change in plans that may affect program entry, write immediately to:

National Merit Scholarship Corporation
Attn: Scholarship Administration
1560 Sherman Avenue, Suite 200
Evanston, IL 60201-4897

Include your name, home address, and Record Locator number along with your high school name, address, and six-digit code number. If you have any questions, please contact NMSC at (847) 866-5100.

Name: **Parker Pupil**
Grade: **11**
Test administration: **PSAT/NMSQT Fall 2023**
Tested on: **Oct. 10, 2023**
Record Locator: **4561264**
School Code (AI/CEEB): **123456**



© 2023 College Board. 2223-BB-836
College Board, Advanced Placement, AP, BigFuture, SAT, and the acorn logo are registered trademarks of College Board. PSAT/NMSQT is a registered trademark of College Board and National Merit Scholarship Corporation. NMSC, National Merit, and the corporate "Lamp of Learning" logo are federally registered service marks of National Merit Scholarship Corporation. All other marks are the property of their respective owners. Visit College Board on the web: collegeboard.org. Khan Academy is a registered trademark in the United States and other jurisdictions.

Additional PSAT/NMSQT Insights

Students age 13 or older who already have a personal College Board student account can get additional insights into their performance on the PSAT/NMSQT in the online student score reporting portal at studentscores.collegeboard.org.

Putting Scores in Context

SCORE COMPARISONS

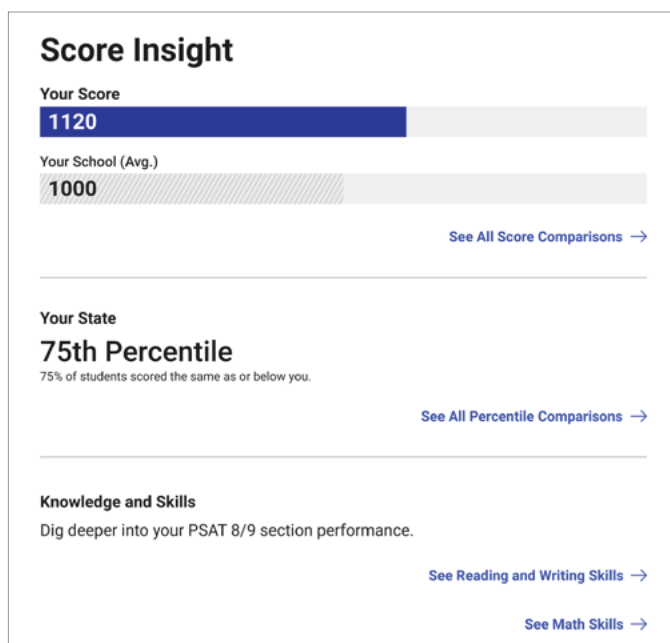
Students can gain additional insights into their scores by meeting with their school counselor to review their score report. They can also see more contextual comparisons of their scores in the student score reporting portal. Students can compare their total and section scores to the average scores of all testers in their:

- School (as applicable)
- District (public schools, as applicable)
- State (U.S.-based & territories)
- Nation and internationally

PERCENTILES

The additional insights provided online include percentiles not provided in the downloadable score report PDF.

- The percentile ranks include:
 - ◆ Country (all testers in the student's country)
 - ◆ State (all testers in the student's state, available for U.S. and U.S. territories only)
 - ◆ All testers (domestic and international)
- For the percentiles above, the student's score is ranked among testers from the last 3 years, i.e., students in the graduating cohort from each year.



Online score insights

TOTAL SCORE **1120**
Your Score Range 1090-1170

Section Scores

The PSAT/NMSQT's Reading and Writing section and Math section both focus on the necessary skills for college and career success. View your section scores and compare them against our readiness benchmarks. [Learn more about benchmarks.](#)

Reading and Writing



You've met the Reading and Writing benchmark (460)! [Learn which Reading and Writing skills can help you improve.](#)

Your Score Range 590-650

The Reading and Writing benchmark for the SAT is 480. If you plan to take the SAT next year, we estimate you'll score between 590-700.

Online score insights

More About Knowledge and Skills

Based on our Skills Insight™ tool, we provide students with a deeper dive into the knowledge and skills measured by the PSAT/NMSQT. Students may view a breakdown of their knowledge and skills across 4 content areas in Reading and Writing and 4 content areas in Math.

- The online insights go further by helping students view their performance across 7 defined performance score bands to get a sense of how they did in each area.
- Students can:
 - ♦ Click **View Skills and Example Questions in Next Score Band** to see skills and example questions that students in this performance score band are typically able to demonstrate, as well as examples of the kinds of questions that these students are likely able to answer correctly.
 - ♦ From the next performance score band, they can navigate to any other performance score band in the Skills Insight tool, including their current performance score band.

Section Benchmarks

Another set of insights students can view in the online score reporting portal are the section level readiness benchmarks. We will indicate if the student has met the section benchmark or not, providing links to resources to help them analyze what skills to focus on for improvement.

Additionally, we show students their score range and provide a link to information about how a score range more accurately reflects their level of knowledge and skills than a single score.

Knowledge and Skills

Dig deeper into your PSAT/NMSQT section performance.

Reading and Writing

Math

Math Knowledge

Your Math Score

500

Math Skills Performance

View your performance across four Math content domains measured in the PSAT/NMSQT. Each content domain has a performance score band showing how you did.

Algebra (35% of test section, 13-15 questions)



Performance: 610-670

[View skills and example questions in the next score band](#)


Advanced Math (32.5% of test section, 12-14 questions)



Performance: 470-540

[View skills and example questions in the next score band](#)

Problem Solving & Data Analysis (20% of test section, 7-9 questions)



Performance: 420-460

[View skills and example questions in the next score band](#)

Online score insights

Snapshot of Growing Career in Michigan

The PSAT/NMSQT can help you think about different paths to take after high school. Exploring this *sample of growing careers in your state* is one way to start. For personalized career options that match your interests and skills, including what's measured on the PSAT/NMSQT, go to bigfuture.org.

CAREER EXAMPLES

Industrial Machinery Mechanics

Median Yearly Income in MI \$59,000

Interest Area* Doers

Number of Jobs/Job Growth in MI** 25,600 /+10%

Most Common Education Level Certificate

[See Career Details](#)

Wind Energy Operations Managers

Median Yearly Income in MI \$63,000

Interest Area* Persuaders

Number of Jobs/Job Growth in MI** 24,300 /+10%

Most Common Education Level Associate degree

[See Career Details](#)

Online score insights

Career Exploration

To expand on the information in their downloadable score report PDF, students can:

- View even more potential careers online at bigfuture.org.
- Tailor their career insights to their own interests.
- Find free resources to help them take the next steps down their career path.

Your Future, Your Way



Need help with planning your life after high school? Our free, personalized tools can help.

- Discover 3,000+ colleges in the U.S. and worldwide
- Search over \$4 billion in scholarship opportunities
- Explore up to 1,000 careers, and more

[Explore BigFuture](#)

Online score insights

Further Guidance

Students can view next steps with linked resources to do more with their score, including:

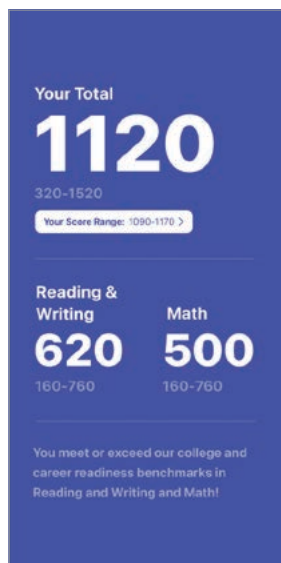
- Getting practice help to improve their score.
- Learning more about the SAT Suite of Assessments.
- Planning for their college and career future using their PSAT/NMSQT score on BigFuture.

Introducing **BigFuture School** and **Connections**

BigFuture School is a free mobile app for students age 13 and older who take the digital PSAT/NMSQT, PSAT 10, or SAT School Day in the United States. It's designed for students to use to get their test scores quickly, get help on planning for college and career, and learn about financial aid and scholarships. Students may also have the opportunity to opt in to Connections™—a feature that allows them to hear from nonprofit colleges and scholarship programs that may be a good match. Connections puts privacy first. No personal information is shared with institutions unless a student directly chooses to do so. Please know that your school, district, or state may choose to not provide access to Connections for its students or students that test at their schools.

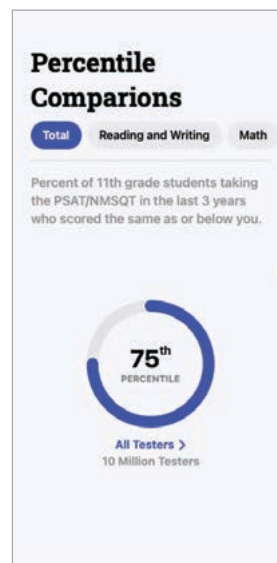
Students who choose not to download the BigFuture School app or who don't have a mobile phone can still access their scores and planning information. Schools will continue to receive PDF score reports for all assessments they administer, which can be shared with students. And, as always, students can log in to their personal College Board accounts at studentscores.collegeboard.org to get additional insights about their scores and explore BigFuture.

If your student provided a mobile phone number when they took the PSAT/NMSQT, they can download the BigFuture School mobile app and they'll get a text notification in the app telling them when their scores are available to view.



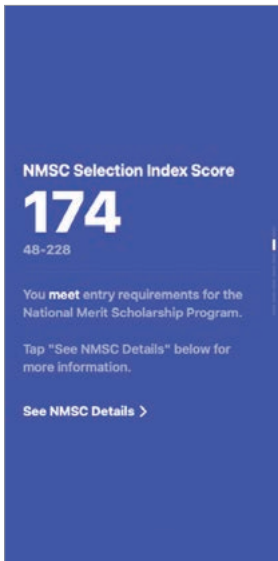
Total and Section Scores

The first thing students will see in BigFuture School is their total score, which is a combination of their scores on the Reading and Writing and Math sections.



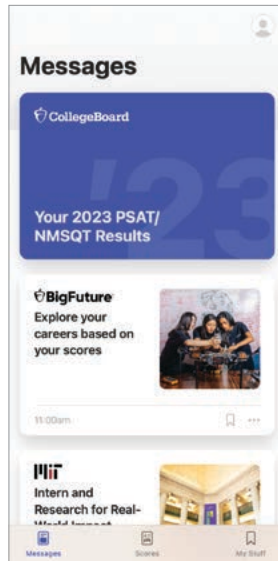
Percentile Comparisons

Students will be able to see percentile comparisons that help them understand the percentage of students scoring the same or better than them. For example, 75th percentile means that their score was the same or higher than 75% of other students.



NMSC Selection Index Score

Students will be able to see if they meet entry requirements for the National Merit Scholarship Program conducted by National Merit Scholarship Corporation (NMSC). They can click **See NMSC Details** for more information about NMSC and their Selection Index score.



Financial Aid, Scholarships, College and Career Guidance

While students are in the BigFuture School app, they should explore messages about financial aid, scholarships, and guidance to help them plan for college and explore careers.



Connections

Eligible students may also have the option to hear from nonprofit college and scholarship programs by opting in to a feature called Connections.

Next Steps for Students and Parents

View a video walk-through of the score report: satsuite.collegeboard.org/psat-nmsqt/scores/understanding-scores/your-score-explained

Learn more about understanding and using scores: psat.org/scores

Connect to scholarships: collegeboard.org/sat-suite-scholarships

Practice for the SAT: sat.org/digital-practice

© 2023 College Board. College Board, AP, BigFuture, SAT, and the acorn logo are registered trademarks of College Board. Bluebook, Connections, PSAT, and Skills Insight are trademarks owned by College Board. PSAT/NMSQT is a registered trademark of College Board and National Merit Scholarship Corporation. NMSC, National Merit, and the corporate "Lamp of Learning" logo are federally registered service marks of National Merit Scholarship Corporation. All other marks are the property of their respective owners. Visit College Board on the web: collegeboard.org.

Khan Academy is a trademark registered in the United States and other jurisdictions.